

Z-LINE **Z202**

AC Voltage to DC isolator / converter

Z-LINE

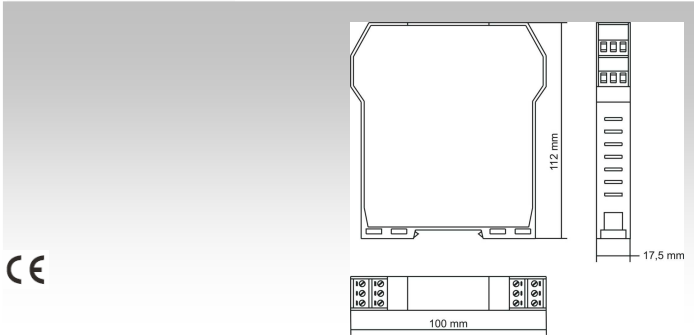
Electric parameters converters



- ▶ INPUT:N.1 channel voltage 10..490 Vac in 41 presetted scales
- ▶ OUTPUT:N.1 channel current 0..20, 4 . 20 mA or voltage 0..10, 2..10 Vdc
- ▶ Galvanic isolation @ 3-way:
 - 3,75 KVac between input and power supply/output
 - 1,5 KVac between power supply/output (**Z202**)
 - 4,0 KVac between power supply/output (**Z202-H**)
- ▶ High accuracy: 0,3%
- ▶ Screw-fit terminals removable
- ▶ Din rail mounting
- ▶ Power supply: **Z202**: 9..40 Vdc, 19..28 Vac
Z202-H: 85-265 Vac/Vdc

TECHNICAL DATA

Z202 – AC Voltage to DC isolator / converter



ORDER CODE

Cod. Z202 Power Supply: 9..40Vdc / 19..28 Vac

Cod. Z202-H Power Supply: 85..265 Vac /Vdc

GENERAL FEATURES

Power supply	9÷40Vdc, 19÷28 Vac; 85..265 Vac
Channels	N.1
Accuracy	0,3%
Status indicators	Power
Galvanic Isolation	Galvanic isolation @ 3-way: 3,75 kVac between input and power supply/output and 1,5 kVac between power supply and output circuits
Hot swapping	Yes
Power consumption	2,5 W
Sampling frequency	33 samples / second
Protections	Surges: 400W/ms. Loop supply short-circuit protected
Installation class	III, it can be applied on a three-phase network of up to 500V AC phase-phase, 300V AC phase-ground
Humidity	30..90% a +40°C (not condensing)

Design	Terminal housing for mounting on 35 mm DIN 46277
Admitted overload	up to 10% of end scale
DIP Switch	-Inputs signal setup -Outputs signal setup
Enclosure	"V0" self-extinguishing glass filled nylon case
Dimensions	17,5 x 100 x 112 mm (w x h x d)
Weight	140 g
Operating temperature	0..60 °C
Connections	Plug-in screw clamp terminal blocks, wires up to 2.5 mm ²
IP Protection	IP 20
Standards	EN50081-2 EN50082-2 EN61010-1 EN60742
Approvals	CE

INPUT

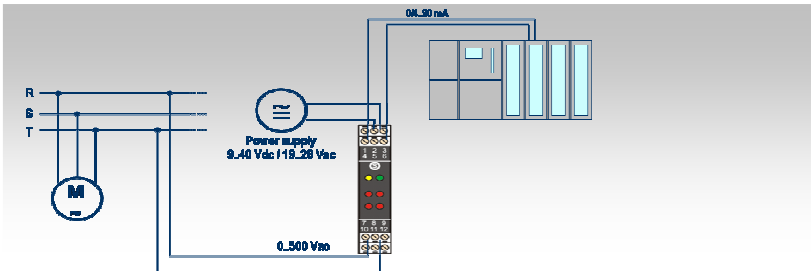
Alternate Voltage: 0..490 Vac in 41 presetted scales
Input impedance: 200 Ohm/V
Frequency: 10 Hz..1KHz

OUTPUT

Current: 0..20 mA, 4..20 mA
Higher load resistance: 600 Ohm
Voltage: 0..5 Vdc, 1..5 Vdc, 0..10 Vdc and 2..10 Vdc
Lower load resistance: 2,5 KOhm

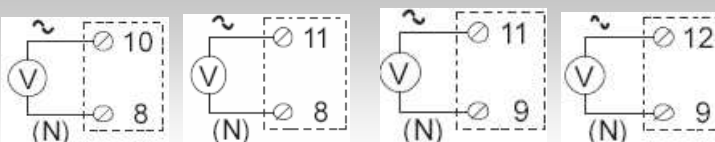
DIMENSIONS AND INSTALLATION

Application note

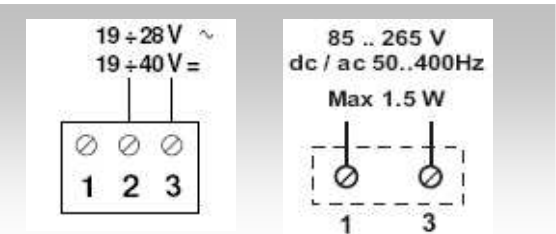


Input

F. S. 10V..130V F. S. 140V..230V F. S. 240V..370V F. S. 380V..490V



Power supply



Output

