

Z-LINE


Z109UI2

DC Current / Voltage Converter

Z-LINE

Standard converters

CE




- ▶ INPUT: N.1 Ch. current bipolar selectable up to 20 mA (resolution 1 μ A) or voltage from 100mV up to 20V
- ▶ OUTPUT: N.1 Ch. current 0/4..20 mA or voltage 0/2..10 Vdc
- ▶ Response time: 35ms
- ▶ Power for 2-wire transducers, 20 Vdc
- ▶ Galvanic isolation @ 3-way
- ▶ Power supply: 9..40 Vdc, 19..28 Vac

TECHNICAL DATA

Z109UI2 – DC Current / Voltage Converter

ORDER CODE

Z109UI2 DC Current / Voltage Converter

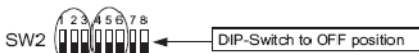


GENERAL FEATURES

Power supply	9÷40Vdc, 19÷28 Vac
Channels	N.1
Accuracy	0,1%
Response time	35 ms
Galvanic Isolation	Power supply // input // output at 1500 Vac, digital
Resolution	11 bit
Power consumption	2,5 W
Protections	Surges: 400W/ms. Loop supply short-circuit protected
Protection for inputs	Except current: 60V continuous; current 200mA continuous
Humidity	30..90% a +40°C (not condensing)

Design	Terminal housing for mounting on 35 mm DIN 46277
DIP Switch	- Inputs signal setup - Output signal setup
Enclosure	"V0" self-extinguishing glass filled nylon case
Dimensions	17,5 x 100 x 112 mm (w x h x d)
Weight	140 g
Operating temperature	-20..60 °C
Connections	Plug-in screw clamp terminal blocks, wires up to 2.5 mm ²
IP Protection	IP 20
Standards	EN50081-2, EN50082-2, EN61010-1
Approval	CE

DIP SWITCH CONFIGURATION



SW2	Voltage		Current	
	START	END	START	END
1 (*)	(*)	(*)	(*)	(*)
2	0 V	100 mV	0 mA	1 mA
3	400 mV	200 mV	1 mA	2 mA
4	1 V	500 mV	4 mA	3 mA
5	2 V	1 V	-1 mA	4 mA
6	-5 V	5 V	-5 mA	5 mA
7	-10 V	10 V	-10 mA	10 mA
8	-20 V	20 V	-20 mA	20 mA

(*) START or END are set in the memory with the programming push-buttons

SW2 : START and END

START	END
1 2 3	4 5 6
1	1
2	2
3	3
4	4
5	5
6	6
7	7
8	8

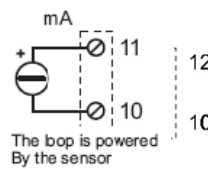
CONNECTIONS

POWER SUPPLY

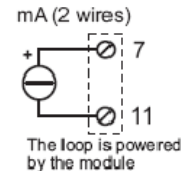
- 2 19 + 28 Vac
- 3 10 + 40 Vdc
2.5 W Max

INPUT

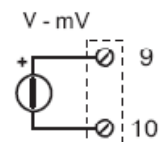
Current – passive input



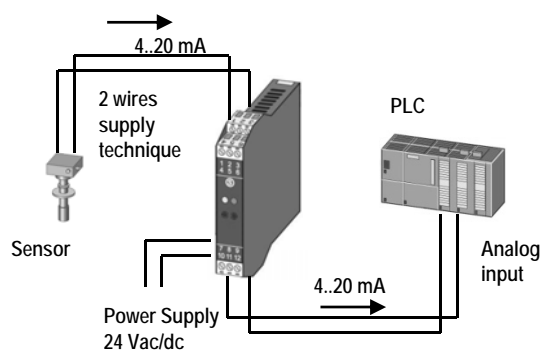
Current – active input



Voltage – input

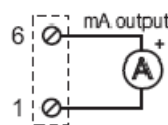


APPLICATION CASE

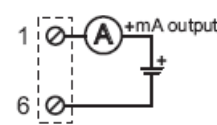


OUTPUT

Current – active output



Current – passive output



Voltage

