

# T LINE

## Loop powered transmitters

# T120

## RTD transmitter (loop power supply)

### OUTPUT

4..20 / 20..4 mA, 2 wire

### POWER SUPPLY

5..30 Vdc

### SETTINGS

PC software (KT120):  
start/full scale, rejection,  
Sensor type, cable  
resistance, over-range etc.



### INPUT

Pt100, Ni100

CE

**Accuracy class**

0,1%

**Max A/D resolution**

16 bit

**Electrical connections**

Spring clamps - *push wire*

**Operating temperature**

-40..+85°C



➔ For further information, please visit [www.seneca.it](http://www.seneca.it)

# T120

## RTD transmitter (loop power supply)

### TECHNICAL FEATURES

#### T120 – RTD transmitter (loop power supply)



#### GENERAL FEATURES

Power supply	5-30 Vdc
Current Output	4..20 / 20..4 mA
Load resistance	1 kΩ @ 26 Vdc, 21 mA
A/D resolution	2 μA (> 13 bit); max 16 bit
Over range output	102,5% of full scale
Fault output	105% of full scale
Current output protection	30 mA, about
Rejection	50-60 Hz
Max transmission error	0,1% (of full scale) or 0,1°C
EMI	< 0,5%
Cable resistance	0,005 Ω/Ω
Temperature coefficient	<100 ppm (30 ppm typical)
Sampling time	300 ms
Response time (10..90%)	< 220 ms
Protection degree	IP 20
Approvals	CE, EN 61000-6-4, EN 61000-6-2

#### ORDER CODES

Codes	Description
Model	T120 RTD transmitter (loop power supply)
Accessories and programming	S117P Configuration tool-kit inclusive of USB – RS232/TTL converter, PM002411 (cable), T120, EASYLP (programming software)

#### THERMOMECHANIC FEATURES

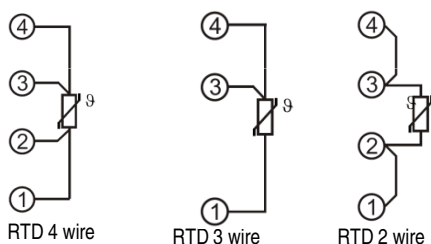
Operating temperature	-40..+85 °C
Humidity	30-90% @ 40°C (non condensing)
Storage temperature	-40..+105°C
Electrical connection	Spring clamps
Wire size	0,2..2,5 mm <sup>2</sup>
Wire skinning	8 mm
Housing	Nylon / glass
Dimensions	20 mm, Ø 43,7 mm

#### INPUTS

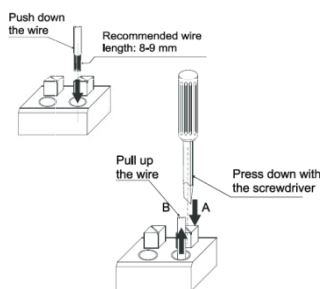
Pt100	EN 60751/A2 (ITS-90); range: -200..+650°C, Min span 20°C; 2, 3, 4 wires
Ni100	Range: -60..+650°C, min span: 20°C; 2, 3, 4 wires

### ELECTRICAL CONNECTIONS

#### INPUT



#### PUSH WIRE SYSTEM



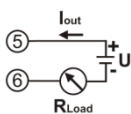
### SETTINGS (THROUGH SOFTWARE)



#### PC SETTINGS

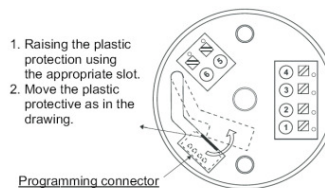
Easy programming through S117P tool-kit, inclusive of EASYLP: start / full scale, RTD type wiring, rejection, filter, cable resistance, fault sensor output / over-range

#### OUTPUT



Current, loop power

#### FRONTAL SIDE



### DIAGRAM : LOAD RESISTANCE

