

T LINE CURRENT TRANSFORMERS

T201DC

DC Current transformer with 4-20mA current loop output



Current Input selectable as monopolar or bipolar through Dip-Switches


- PATENT MEASUREMENT TECHNOLOGY [N° PD2009A000005]
- High precision (0,2%)
- Configurable input from 5 to 40 A dc
- Output 4..20 mA (loop powered)
- Compact size: 38 x 40 x 20 mm (Ø 12,5 mm)
- Suitable for batteries , battery chargers, solar panels, power units and generic dc loads.



➔ For further information go to <http://www.seneca.it>

T201DC

DC Current transformer with 4-20mA current loop output



ORDER CODE

Code **T201DC** DC Current transformer with 4-20mA current loop output

TECHNICAL SPECIFICATIONS

GENERAL FEATURES

Accuracy class	0.2
Max error	0.1% + 14 µA (measure) 0.05% + 4 µA (output)
Coeff. temperatura	< 150 ppm/K
EMI error	< 50 µA
Response time	100 ms (without filter) 600 ms (with filter)
Protection degree	IP 20
Operating temperature	-10..+65°C
Humidity	10..90% non condensing
Weight	47 g
Dimensions	38 x 40 x 20 mm
Enclosure	PBT, black
Configuration	DIP-switches (range, filter)
Mouting	DIN rail guide
Norms	CE, EN 61000-6-4, EN 64000-6-2, EN 61010-1, EN 60742

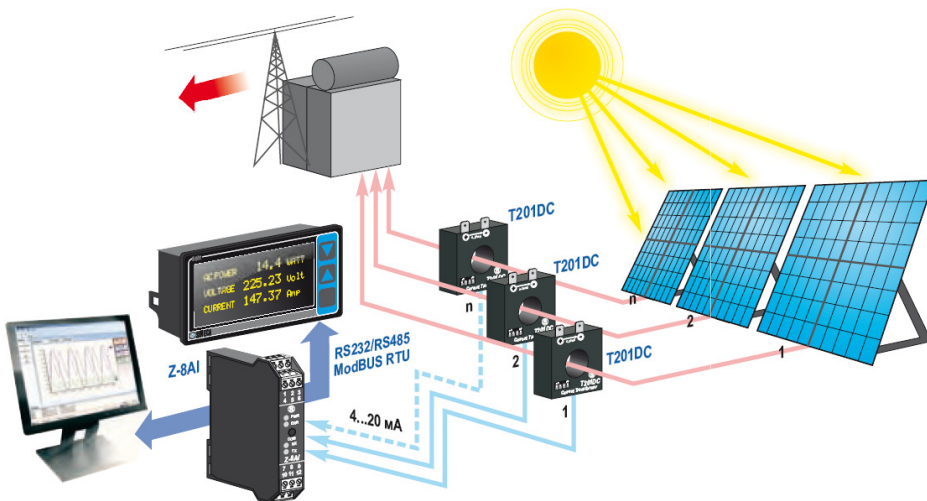
INPUT

Connetion	Passing- through hole
Hole diameter	12,5mm, 1/2 "
Range	Monopolar: 0..5 / 0..10 / 0..20 / 0..40 A Bipolar: -5..+5 / -10..+10 / -5..+20 / -10..+40 A
Maximun rating	> 1.000 A ± 300 A (correct reading range)
AC overlying (f > 35 Hz)	-15..+50 A (allowable peak value) -10..+32 A (Full-wave rectified) -5..+16 A (Half-wave rectified)
Isolation	When a sheathed wire is used, the insulation voltage is set by sheath properties. It's stated 1 KVdc

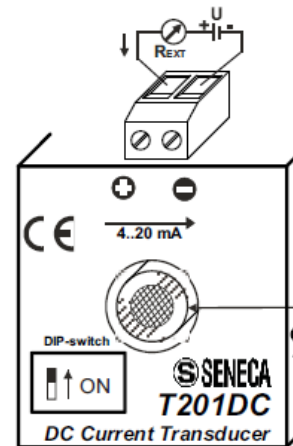
OUTPUT / POWER SUPPLY

Type	Passive current loop 4..20 mA.
Terminals	Screw terminal pitch 5.08mm for max 2.5mm ² cables
Min Voltage	6 V
Max Voltage	30 V (directly wired) 100 V (with added resistor) 120 V (pulsed, directly wired)
Other protections	Polarity reversal. Loop current limiting on hardware fault. Over-temperature
Max power dissipation	650 mW continuous. 2.5 W pulsed (10 s). 1500 W.ms on surge (500 V, 40)

TYPICAL APPLICATION



ELECTRICAL CONNECTION



via Germania, 34 • 35127 Padova - Italy - Ph +39 049 87.05.359 (.408)
Fax +39 049 87.06.287 • www.seneca.it • info@seneca.it

Document subject to modifications and revisions. Reproduction forbidden if not authorized.

T201DC_1102_EN